



ARAS ir KO



Tel.: +3707 301 100
Fax.: +3707 301 101
e-mail: info@aras.net
web: <http://www.aras.net>

BUILDING WOOD

We produce several sorts of building wood: boards, rafters, beams and joists. Building wood is cut out of fresh-cut fir, pine, and larch logs. It is packed into one size packages with 20 mm thick mediators between every each row of boards. The packages are tied up with metal bands. Quality of the products confirm to the European standards.

Standard articles:

Height(mm)	Width (mm)	Length (m)*
h:	b:	l:
18	75; 100; 125; 150; 175; 200; 250	2.7 - 6.0
22	75; 100; 125; 150; 175; 200; 250	2.7 - 6.0
25	75; 100; 125; 150; 175; 200; 250	2.7 - 6.0
50	75; 100; 125; 150; 175; 200; 250	2.7 - 6.0
75	75; 100; 125; 150; 175; 200; 250	2.7 - 6.0
100	75; 100; 125; 150; 175; 200; 250	2.7 - 6.0
200	75; 100; 125; 150; 175; 200; 250	2.7 - 6.0

*) 30 cm step.



Roof constructions:

Height (mm)	Width (mm)	Length (m)*
h:	b:	l:
24	48	1.5 - 6.0
28	48	1.5 - 6.0
38	58	1.5 - 6.0
38	195	3.0 - 6.0

*) 50 cm step.

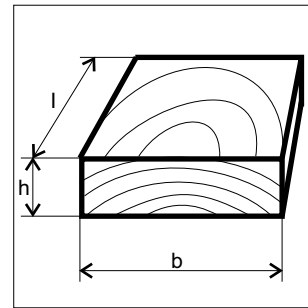
Sawing precision

Thickness from -0 to +2 mm.

Width from -0 to +3 mm.

Length from -0 to +5 mm.

We may change dimensions of the products under the client's request.



PACKING WOOD

We supply the Western clients with semi-products for production or repairs of the europalettes. The boards are made of the conifers (fir or pine) and the deciduous (birch, alder, asp).

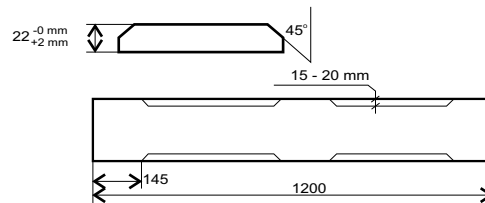
Quality of the produce confirms to the **UIC NORM 435-2** norm.

Semi-products for production of the europalettes:

Height (mm)	Width (mm)	Length (mm)
h:	b:	l:
22	98	1200
22	143	1200
22	143	800

Semi-products for repairs of the europalettes:

Height (mm)	Width (mm)	Length (mm)
h:	b:	l:
22	98	1200
22	143	1200



We also produce semi-products and beams for single-usage palettes:

Height (mm)	Width (mm)	Length (mm)	Height (mm)	Width (mm)	Length (m)
h:	b:	l:	h:	b:	l:
18	78	800	78	78	1000 - 3000
		1000	78	98	1000 - 3000
		1200	98	98	1000 - 3000
18	98	800	78	143	1000 - 3000
		1000	98	143	1000 - 3000
		1200			
18	118	800			
		1000			
		1200			



They are packed into one size packages. Under requirement of the client we place 20 mm thick mediators between every 10th row of the boards (in the winter) or between every second row of the boards (in the summer). The package is tied up in two places with metal bands. Dimensions of the package: 1100x1100 mm. If the client requests we may have the boards dried.

FURNITURE WOOD

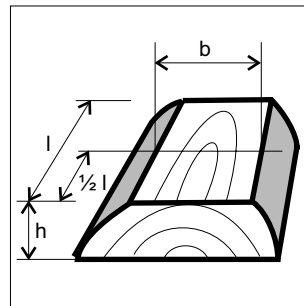
We produce uncut boards for furniture out of high quality birch, alder, oak, ash, pine, fir, and larch logs. We offer kiln dried or fresh wood.

Wood colour is even (white, yellowish, pink), without black, blue or brown spots. The wood isn't rotten and otherwise spoiled, undamaged mechanically or by the insects. It is packed into one length packages without steps. There are 20 mm thick mediators between every each row of the boards. The package is tied up with metal bands. Dimensions of the package: 1100x1100 mm.



Height (mm) h:	Width (mm) b:	Length (m) l:
22	min 120*	2.5; 3.0; 3.5; 4.0; 4.5; 5.0
28		-"-
35		-"-
41		-"-
54		-"-
64		-"-
70		-"-

*) width not less than 120 mm in the thinnest place.



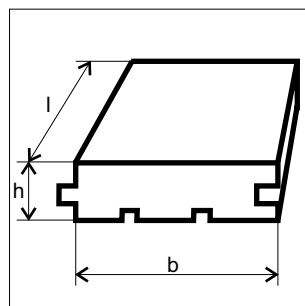
FLOOR ARTICLES: PARQUETRY, FLOOR BOARDS, AND PLINTHS

We produce parquetry from oak, ash, birch, larch, and beech timber. They are divided into 2 sorts: SELECTED and NATURAL.


Selected: product of the highest sort, similar colour and texture, and without branches.

Natural: uneven texture and colour, may have some small branches.

Height (mm) h:	Width (mm) b:	Length (mm) l:
16	60	450
16	60	400
16	40	450
18	110	660
16	60	450
16	60	300
16	60	250
16	40	300
16	40	250
16	50	300



We produce qualitative plinths and floor boards of different profiles. We use oak, ash, fir, pine, larch, and alder timber in production of the plinths. The floor boards are cut out of fir, pine, larch, birch, asp, alder, oak, and ash timber. The produce is made with highly precise machinery.



GARDEN HOUSES AND OUTDOOR PRODUCTS

We produce various sized garden houses, storage rooms for garden stock, garages and bower from highly qualitative dried conifer timber. We offer typical design houses or may use the special project provided by the client.

We also offer different models of bowers and garages.

We produce different outdoor products: fences, pavement panels, poles, flower and climber stands, sand pits for the children, benches, garden chairs etc.



Climber stand



Sandpit



Pavement panel



Fence



Poles

DWELLING HOUSES

We use conifer timber in production of the houses . We recommend pine - *Pinus Silvestris* or fir *Picea Abies*. The trees grown-up in the North are highly qualitative and resistant to environmental impact. The house project (the partition-walls and lay-out of the rooms) is finalized with each client individually. If requested by the client, wall thickness may be changed.

Today we may offer:

Windows: Glued wood with glass packet. We may use solid wood, plastic, aluminium or combined windows.

Doors: Outdoor - solid or glued wood. Inside - solid wood or veneered.

Floor: Fir or pine solid wood or finger-joint. We offer oak, ash, and birch parquetry.

Ceiling: Solid conifer wood boards.

We also may install indoor saunas.



Double-insulated wall



Wall of single timber